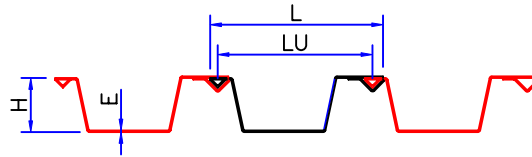
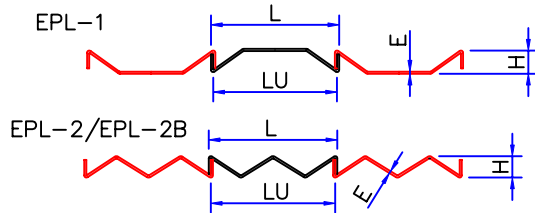


MODELO EPN – ESTACA PRANCHA NORMAL

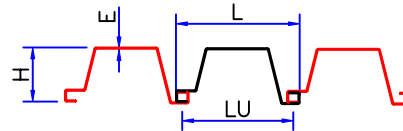


TIPO	E mm	H mm	LU mm	L mm	PESO kg/m	PESO kg/m ²	W/pç cm ³	W/m cm ³	η Eficiência
EPN-1	3,80	132	380	410	24	63,2	120	315	4,98
EPN-2	4,75	132	380	410	29	76,3	150	395	5,18
EPN-3	6,35	132	380	410	40	105,3	195	513	4,87
EPN-4	7,94	137	385	415	47	122,0	240	623	5,11
EPN-5	6,35	199	610	640	65	106,5	522	856	8,04
EPN-6	7,94	199	610	640	78	127,9	645	1057	8,26
EPN-7	7,94	254	635	666	85	133,9	880	1386	10,35
EPN-8	9,53	400	960	1000	141	146,4	2110	2198	15,01

MODELO EPL – ESTACA PRANCHA LEVE
MODELO EPU – ESTACA PRANCHA UNIVERSAL

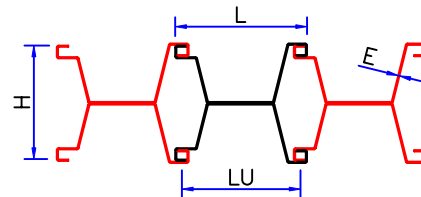
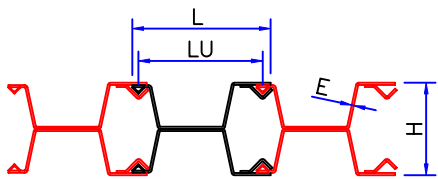


EPL-3/EPL-4/EPL-5/EPL-6/EPL-7/EPL-8
EPU-7/EPU-8/EPU-9/EPU-12




TIPO	E mm	H mm	LU mm	L mm	PESO kg/m	PESO kg/m ²	W/pç cm ³	W/m cm ³	η Eficiência
EPL-1	4,76	55	300	305	15,0	50,0	18,8	63,0	1,26
EPL-2	4,76	51	300	305	15,0	50,0	16,0	53,0	1,06
EPL-2B	6,35	51	300	305	20,0	66,7	17,0	57,0	0,85
EPL-3	4,76	96	400	440	22,5	56,3	60,2	150,0	2,66
EPL-4	3,80	182	350	390	22,2	63,5	137,0	391,0	6,16
EPL-5	4,76	191	350	390	28,2	80,4	186,0	531,0	6,60
EPL-6	6,35	197	354	397	38,0	107,0	242,0	684,0	6,30
EPL-7	6,35	150	510	553	38,0	74,3	160,0	314,0	4,23
EPL-8	6,35	176	440	480	38,0	86,4	205,0	465,0	5,38
EPU-7	6,35	272	700	740	60,5	86,5	488,0	697,0	8,06
EPU-8	7,94	265	740	796	75,0	101,4	585,4	791,0	7,80
EPU-9A	6,35	295	600	643	60,5	100,8	548,7	914,5	9,07
EPU-9B	7,94	279	695	751	75,0	104,9	637,7	917,6	8,75
EPU-12	7,94	300	600	656	75,0	125,0	702,9	1182,0	9,46

MODELO EPE – ESTACA PRANCHA ENSECADEIRA



TIPO	E mm	H mm	LU mm	L mm	PESO kg/m	PESO kg/m ²	W/pç cm ³	W/m cm ³	η Eficiência
EPE-1	4,76	264	380	410	58	153	415	1094	7,15
EPE-2	6,35	267	380	410	80	210	532	1394	6,64
EPE-3	7,94	270	380	410	92	242	642	1680	6,94
EPE-4	4,76	357	350	390	57	163	513	1466	8,99
EPE-5	6,35	300	350	390	76	217	680	1943	8,95

ESTACAS PRANCHA



SOTECAL S.A.

SOCIEDADE TÉCNICA DE ESTRUTURA E CALDEIRARIA S.A.

ESTRADA DO MENDANHA, 4482
CAMPO GRANDE – RIO DE JANEIRO
RJ – BRASIL
CEP: 23095-840
TEL.: (0XX21)2413-7840
FAX: (0XX21)2413-7399
E-MAIL: sotecal@uol.com.br
SITE: www.sotecal.com.br